



WHAT TO DO WHEN ORGANIZING A VIDEO SESSION.




How to swim with sharks, part II



DEFINE A SPECIFIC TOPIC AND AIM

And **STICK TO IT**

Do you want to create an event to discuss, for example, people behavior that could help saving the planet?

- $\frac{1}{3}$ videos showing environmental issues and $\frac{2}{3}$ inspirational videos promoting eco - friendly tips 
- $\frac{2}{3}$ videos showing environmental issues and $\frac{1}{3}$ inspirational videos promoting eco - friendly tips 
- Only videos showing environmental issues 



SPEND TIME TO WATCH THE VIDEOS BEFORE

Evaluate each video and make a list in advance considering their potentiality.

In this phase you can also take notes for the questions you would like to address to the audience.



WHAT ARE THE DESIRABLE CHARACTERISTIC OF EACH VIDEO?

- RELATED TO THE TOPIC
- SHORT
- EASY TO UNDERSTAND
- CATCHY

WHAT IF A VIDEO IS LONG BUT STILL VALID AND INTERESTING?

- SHOW JUST THE MOST INTERESTING PART OF IT
- INTERRUPT IT FROM TIME TO TIME TO ADDRESS DISCUSSION (AS IT WAS A GROUP OF SHORTER VIDEOS)



WHAT ARE THE DESIRABLE CHARACTERISTIC OF THE WHOLE SESSION?

- CHOOSE VIDEOS WHICH ARE RELATED TO THE TOPIC BUT SHOWS DIFFERENT PERSPECTIVES/IDEAS/METHODS/DATA.
- ALLOW DISCUSSION AFTER EACH VIDEO. DON'T SHOW THEM ALL AT ONCE
- CONSIDER A BREAK IN BETWEEN, IF THE SESSION MIGHT BE TOO LONG